


The original, and the definitive standard.

LARGE R/W GATE VALVES

24" THROUGH 54"
STYLE 7000



AWWA C515 250 PSI • NSF 61 Certified • Fusion Bond Epoxy Coated • 10 Year Limited Warranty



M&H VALVE COMPANY


M&H Valve is a division of McWane, Inc.

www.mh-valve.com



For Generations

LARGE R/W GATE VALVES

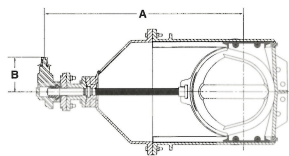


Resilient wedge valves and resilient wedge gate valves from M&H bring the latest technology and more than a century of engineering expertise to your water system. They're designed to meet or exceed AWWA standards and have, for decades, been recognized as the original and definitive standard. Trust your water system to the durability and precision engineering of resilient wedge gate valves from M&H.

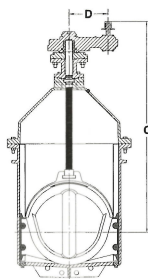
RESILIENT WEDGE GATE VALVE with CleanTrack™ Technology

In America today, systems are increasing their demand for larger-sized water lines. With these growing demands, M&H has made the commitment to meet, and surpass, previous large resilient seated gate valve requirements with a new concept — CleanTrack™ technology.

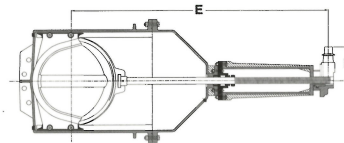
Sediment buildup in valves has been a costly proposition since the first water valves were created. In years past, systems with sediment-laden valves faced time consuming and costly valve removal or repair. Advanced large double disc technologies of decades past used various methods to clear the line of debris prior to closing. M&H's 24"– 54" gate valves have taken the best of the century-old double disc design and integrated it with the best of the latest resilient seated gate valve design and technology, to create valves with CleanTrack™ technology. CleanTrack™ uses a unique roller-scraper system that automatically cleans the track in the valve body when the valve is closing. Less sediment buildup makes for improved performance which means reduced maintenance and lower potential replacement costs



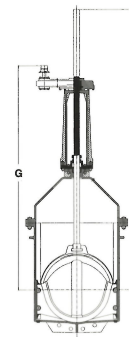
**ALL END STYLE BEVEL
GEARING HORIZONTAL
INSTALLATION**
24"– 54"



**ALL END STYLE SPUR
GEARING VERTICAL
INSTALLATION**
24"– 54"



**ALL END STYLE OS&Y BEVEL
GEARING HORIZONTAL
INSTALLATION**
24" ONLY



**ALL END STYLE OS&Y BEVEL
GEARING VERTICAL
INSTALLATION**
24" ONLY

NOTE: It is recommended that valves be installed with stems vertical when used in raw sewage or sludge applications or in water with excessive sediment. Flanged end connections not recommended for buried service.

NOTE: 2" bypass valves are available on 30"– 36" gate valves; 4" bypass valves are available on 42"– 54" gate valves.

AVAILABLE SIZES

VALVE SIZE	A	B	C	D	E	F	G	NO. OF TURNS TO FULL OPEN	GEAR RATIO
24"	60-1/4	10-3/8	62-5/8	12	79-1/8	140-5/8	83-3/4	228	3 to 1
30"	71-3/8	14-7/8	80	14	-	-	-	588	6 to 1
36"	81-1/16	14-7/8	89-11/16	14	-	-	-	684	6 to 1
42"	98-3/8	17	108-1/2	16	-	-	-	800	8 to 1
48"	101-3/8	17	111-1/2	16	-	-	-	800	8 to 1
54"	101-3/8	17	111-1/2	16	-	-	-	800	8 to 1

ENGINEERING FEATURES

100% COATED WEDGE

100% coated wedge ensures bubble-tight seal every time up to 250 PSI. With twin seal design.

STAINLESS STEEL HARDWARE

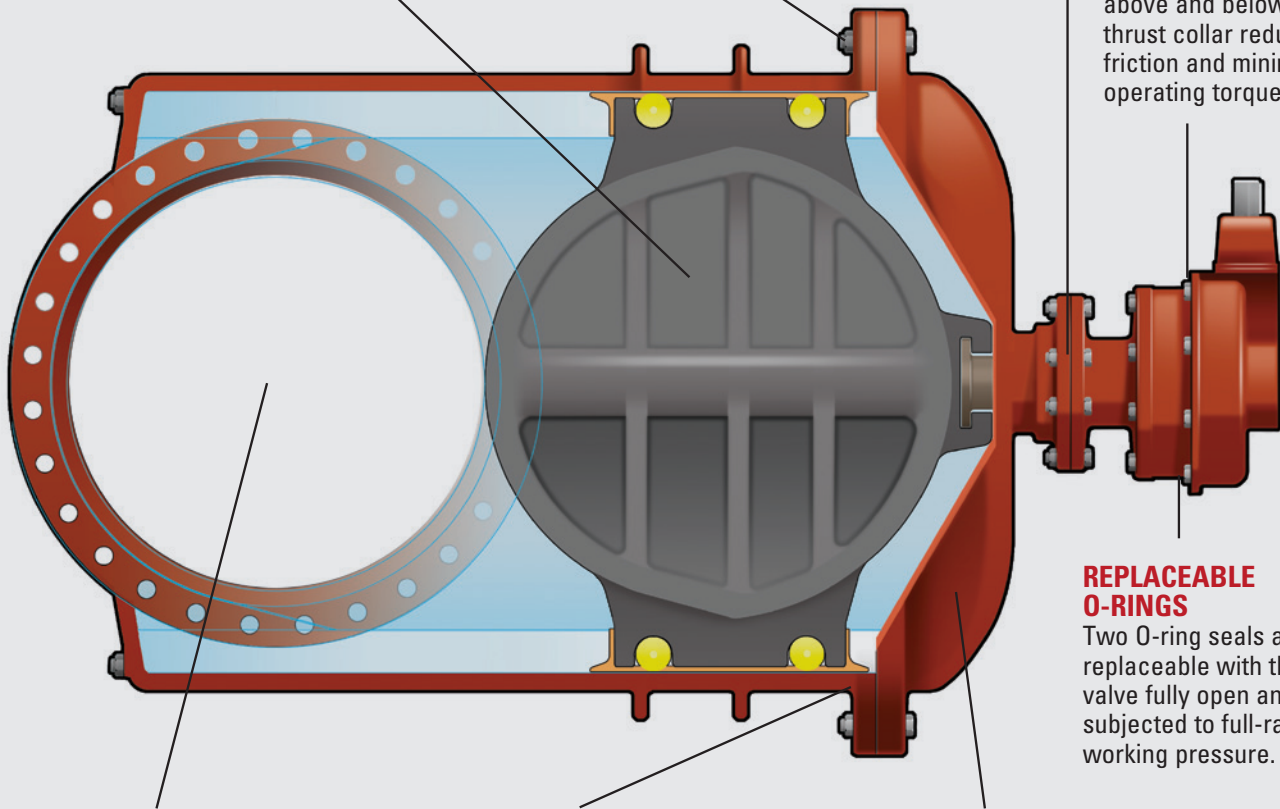
Stainless steel nuts and bolts provide long-life corrosion protection.

BRONZE STEM

Long, trouble-free life with high strength, non-corrosive bronze stem and stem nut.

THRUST BEARINGS

Derlin thrust bearings above and below the thrust collar reduce friction and minimize operating torques.



REPLACEABLE O-RINGS

Two O-ring seals are replaceable with the valve fully open and subjected to full-rated working pressure.

ACCEPT TAPPING CUTTER

Valves accept full-size tapping cutter (24"–48").

NO FLAT GASKETS

O-ring seals at stuffing box and bonnet to body flanges ensures the best possible seal. There are no flat gaskets.

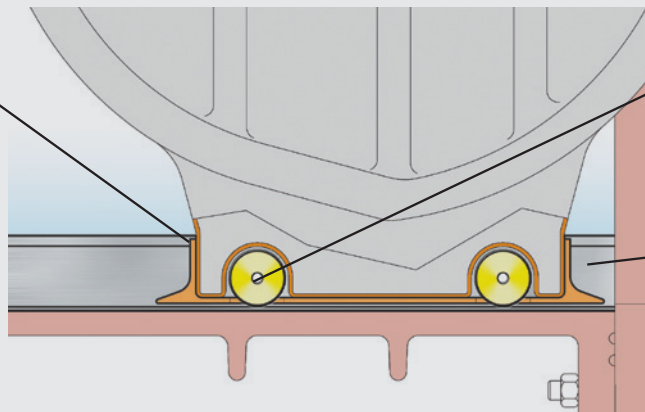
EPOXY COATING

Corrosion resistant fusion-bonded epoxy coating, conforming to AWWA C550 and NSF 61 Certified, protects both inside and outside of valve.

CLEANTRACK™ TECHNOLOGY

BRONZE SCRAPER

Bronze scraper affixed to resilient wedge wing is designed for long life performance.



BRONZE ROLLERS

Rollers integrated into scraper protect valve body from damage.

STAINLESS STEEL TRACK

316 stainless steel track for corrosion and wear resistance.



COMMITTED TO ENVIRONMENTAL RESPONSIBILITY

M&H VALVE COMPANY IS COMMITTED TO PROTECTING OUR NATURAL RESOURCES THROUGH ENVIRONMENTALLY RESPONSIBLE MANUFACTURING PRACTICES, INCLUDING THE USE OF 80+% RECYCLED CONTENT IN OUR HYDRANTS AND VALVES.

To learn more about our commitment to the environment, call 256-237-3521

RECOMMENDED SPECIFICATIONS

1. Valves shall conform to AWWA Standard C515 covering Resilient Seated Gate Valves for Water Supply Service, and be rated for 250 PSIG cold water working pressure.
2. The valves shall have a ductile iron body, bonnet, and stuffing box. The wedge shall be ductile iron and totally encapsulated with rubber.
3. The sealing rubber shall be permanently bonded to the wedge per ASTM D429.
4. Valves shall be supplied with O-ring seals at all pressure retaining joints. No flat gaskets or conventional type packing shall be allowed on NRS valves.
5. The valves shall be non-rising stem, opening by turning clockwise or counter-clockwise, and provided with a 2" square operating nut or a handwheel.
6. Stems for NRS assemblies shall be copper alloy with integral collars in full compliance with AWWA. Stems shall operate with copper alloy stem nuts independent of wedge and of stem. NRS stems shall have two O-rings located above thrust collar and two O-rings below. Stem O-rings above the thrust collar shall be replaceable with valve fully opened and subjected to full pressure. The stems shall also have one low-torque thrust bearing located above and one below the stem collar to reduce friction during operation.
7. Valves shall accept a full size tapping cutter.
8. The body, bonnet and stuffing box shall be fusion-bond epoxy coated, both interior and exterior. Epoxy shall be applied in accordance with AWWA C550 and be NSF 61 Certified.
9. Each valve shall have maker's name, pressure rating, and year in which it was manufactured cast in the body. Prior to shipment from the factory, each valve shall be tested by hydrostatic pressure equal to the requirements of AWWA C515.
10. Valves shall be provided with bevel gears (horizontal) or spur gears (vertical) as indicated.
11. Valves in sizes 30" and larger shall have brass bushings where the stem passes through the bonnet.
12. All external bolting materials shall be stainless steel and have hexagonal heads.
13. All valves shall include CleanTrack™ Technology. CleanTrack™ consists of bronze rollers housed in a bronze scraper on the both sides of the wedge, traveling in a 316 stainless steel track.
14. Valves shall have component parts cast, machined, assembled, and tested in the USA and shall be M&H Valve, Anniston, Alabama.



www.mh-valve.com



M&H VALVE COMPANY

605 West 23rd Street • Anniston, Alabama 36201
PHONE 256-237-3521 FAX 888-549-5309



For Generations